

Response from Ashley McCray

Greetings Oklahoma Watch,

Thank you for being diligent in protecting the citizens of Oklahoma and educating our voters and potential voters. I have included my 2016 Tax Return and I am requesting my children's identities be protected (social security numbers) if you are to publish. For years prior to 2017, I worked as a graduate teaching assistant, graduate research assistant, and adjunct professor at both the University of Oklahoma and the University of Central Oklahoma. I am happy to provide a copy of my 2017 tax return in October 2018, as I have been approved for a filing extension. During that year, I worked as an Independent Consultant and Public Speaker in both the academic and public settings. I worked specifically with Indigenous Lifeways and the Levinson Foundation to create and implement indigenous empowerment programming and environmental workshops. I will be reporting a total of \$42,600.00 in income when my filing is complete.

Aside from the first two lines, the rest of the questionnaire is not applicable to my situation.

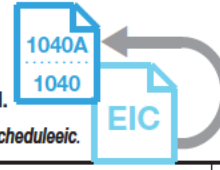
Please let me know if you have further questions!

Thank you,

Ashley Nicole McCray

SCHEDULE EIC
(Form 1040A or 1040)

Earned Income Credit
Qualifying Child Information



OMB No. 1545-0074

2016

Attachment
Sequence No. **43**

Department of the Treasury
Internal Revenue Service (99)

- ▶ Complete and attach to Form 1040A or 1040 only if you have a qualifying child.
- ▶ Information about Schedule EIC (Form 1040A or 1040) and its instructions is at www.irs.gov/scheduleeic.

Name(s) shown on return

Ashley N McCray

Your social security number

Before you begin:

- See the instructions for Form 1040A, lines 42a and 42b, or Form 1040, lines 66a and 66b, to make sure that (a) you can take the EIC, and (b) you have a qualifying child.
- Be sure the child's name on line 1 and social security number (SSN) on line 2 agree with the child's social security card. Otherwise, at the time we process your return, we may reduce or disallow your EIC. If the name or SSN on the child's social security card is not correct, call the Social Security Administration at 1-800-772-1213.



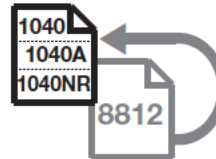
- You can't claim the EIC for a child who didn't live with you for more than half of the year.
- If you take the EIC even though you are not eligible, you may not be allowed to take the credit for up to 10 years. See the instructions for details.
- It will take us longer to process your return and issue your refund if you do not fill in all lines that apply for each qualifying child.

Qualifying Child Information

	Child 1	Child 2	Child 3
1 Child's name If you have more than three qualifying children, you have to list only three to get the maximum credit.	First name Last name [Redacted]	First name Last name [Redacted]	First name Last name
2 Child's SSN The child must have an SSN as defined in the instructions for Form 1040A, lines 42a and 42b, or Form 1040, lines 66a and 66b, unless the child was born and died in 2016. If your child was born and died in 2016 and did not have an SSN, enter "Died" on this line and attach a copy of the child's birth certificate, death certificate, or hospital medical records.	[Redacted]	[Redacted]	
3 Child's year of birth	Year [][][][] <i>If born after 1997 and the child is younger than you (or your spouse, if filing jointly), skip lines 4a and 4b; go to line 5.</i>	Year [][][][] <i>If born after 1997 and the child is younger than you (or your spouse, if filing jointly), skip lines 4a and 4b; go to line 5.</i>	Year [][][][] <i>If born after 1997 and the child is younger than you (or your spouse, if filing jointly), skip lines 4a and 4b; go to line 5.</i>
4 a Was the child under age 24 at the end of 2016, a student, and younger than you (or your spouse, if filing jointly)?	<input type="checkbox"/> Yes. <input type="checkbox"/> No. <i>Go to line 5. Go to line 4b.</i>	<input type="checkbox"/> Yes. <input type="checkbox"/> No. <i>Go to line 5. Go to line 4b.</i>	<input type="checkbox"/> Yes. <input type="checkbox"/> No. <i>Go to line 5. Go to line 4b.</i>
b Was the child permanently and totally disabled during any part of 2016?	<input type="checkbox"/> Yes. <input type="checkbox"/> No. <i>Go to line 5. The child is not a qualifying child.</i>	<input type="checkbox"/> Yes. <input type="checkbox"/> No. <i>Go to line 5. The child is not a qualifying child.</i>	<input type="checkbox"/> Yes. <input type="checkbox"/> No. <i>Go to line 5. The child is not a qualifying child.</i>
5 Child's relationship to you (for example, son, daughter, grandchild, niece, nephew, foster child, etc.)	Son	Son	
6 Number of months child lived with you in the United States during 2016 • If the child lived with you for more than half of 2016 but less than 7 months, enter "7." • If the child was born or died in 2016 and your home was the child's home for more than half the time he or she was alive during 2016, enter "12."	[] months <i>Do not enter more than 12 months.</i>	[] months <i>Do not enter more than 12 months.</i>	[] months <i>Do not enter more than 12 months.</i>

SCHEDULE 8812
(Form 1040A or 1040)

Child Tax Credit



OMB No. 1545-0074

2016

Attachment
Sequence No. 47

Department of the Treasury
Internal Revenue Service (99)
Name(s) shown on return

▶ **Attach to Form 1040, Form 1040A, or Form 1040NR.**
▶ **Information about Schedule 8812 and its separate instructions is at**
www.irs.gov/schedule8812.

Ashley N McCray

Your social security number

Part I Filers Who Have Certain Child Dependent(s) with an ITIN (Individual Taxpayer Identification Number)



Complete this part only for each dependent who has an ITIN and for whom you are claiming the child tax credit. If your dependent is not a qualifying child for the credit, you cannot include that dependent in the calculation of this credit.

Answer the following questions for each dependent listed on Form 1040, line 6c; Form 1040A, line 6c; or Form 1040NR, line 7c, who has an ITIN (Individual Taxpayer Identification Number) and that you indicated is a qualifying child for the child tax credit by checking column (4) for that dependent.

- A For the first dependent identified with an ITIN and listed as a qualifying child for the child tax credit, did this child meet the substantial presence test? See separate instructions.
 Yes No
- B For the second dependent identified with an ITIN and listed as a qualifying child for the child tax credit, did this child meet the substantial presence test? See separate instructions.
 Yes No
- C For the third dependent identified with an ITIN and listed as a qualifying child for the child tax credit, did this child meet the substantial presence test? See separate instructions.
 Yes No
- D For the fourth dependent identified with an ITIN and listed as a qualifying child for the child tax credit, did this child meet the substantial presence test? See separate instructions.
 Yes No

Note: If you have more than four dependents identified with an ITIN and listed as a qualifying child for the child tax credit, see separate instructions and check here

Part II Additional Child Tax Credit Filers


1 If you file Form 2555 or 2555-EZ stop here; you cannot claim the additional child tax credit.			
If you are required to use the worksheet in Pub. 972 , enter the amount from line 8 of the Child Tax Credit Worksheet in the publication. Otherwise:			
1040 filers:	Enter the amount from line 6 of your Child Tax Credit Worksheet (see the Instructions for Form 1040, line 52).	1	2,000.
1040A filers:	Enter the amount from line 6 of your Child Tax Credit Worksheet (see the Instructions for Form 1040A, line 35).		
1040NR filers:	Enter the amount from line 6 of your Child Tax Credit Worksheet (see the Instructions for Form 1040NR, line 49).		
2	Enter the amount from Form 1040, line 52; Form 1040A, line 35; or Form 1040NR, line 49	2	0.
3	Subtract line 2 from line 1. If zero, stop here; you cannot claim this credit	3	2,000.
4a	Earned income (see separate instructions)	4a	14,279.
b	Nontaxable combat pay (see separate instructions)	4b	
5	Is the amount on line 4a more than \$3,000? <input type="checkbox"/> No. Leave line 5 blank and enter -0- on line 6. <input checked="" type="checkbox"/> Yes. Subtract \$3,000 from the amount on line 4a. Enter the result	5	11,279.
6	Multiply the amount on line 5 by 15% (0.15) and enter the result	6	1,692.
Next. Do you have three or more qualifying children? <input checked="" type="checkbox"/> No. If line 6 is zero, stop here; you cannot claim this credit. Otherwise, skip Part III and enter the smaller of line 3 or line 6 on line 13. <input type="checkbox"/> Yes. If line 6 is equal to or more than line 3, skip Part III and enter the amount from line 3 on line 13. Otherwise, go to line 7.			

Part III Certain Filers Who Have Three or More Qualifying Children

7	Withheld social security, Medicare, and Additional Medicare taxes from Form(s) W-2, boxes 4 and 6. If married filing jointly, include your spouse's amounts with yours. If your employer withheld or you paid Additional Medicare Tax or tier 1 RRTA taxes, see separate instructions	7	
8	1040 filers: Enter the total of the amounts from Form 1040, lines 27 and 58, plus any taxes that you identified using code "UT" and entered on line 62. 1040A filers: Enter -0-. 1040NR filers: Enter the total of the amounts from Form 1040NR, lines 27 and 56, plus any taxes that you identified using code "UT" and entered on line 60.	8	
9	Add lines 7 and 8	9	
10	1040 filers: Enter the total of the amounts from Form 1040, lines 66a and 71. 1040A filers: Enter the total of the amount from Form 1040A, line 42a, plus any excess social security and tier 1 RRTA taxes withheld that you entered to the left of line 46 (see separate instructions). 1040NR filers: Enter the amount from Form 1040NR, line 67.	10	
11	Subtract line 10 from line 9. If zero or less, enter -0-	11	
12	Enter the larger of line 6 or line 11 Next, enter the smaller of line 3 or line 12 on line 13.	12	

Part IV Additional Child Tax Credit

13	This is your additional child tax credit	13	1,692.
-----------	--	-----------	--------

 Enter this amount on Form 1040, line 67, Form 1040A, line 43, or Form 1040NR, line 64.